

Disappearing 9 - Patch

Materials needed


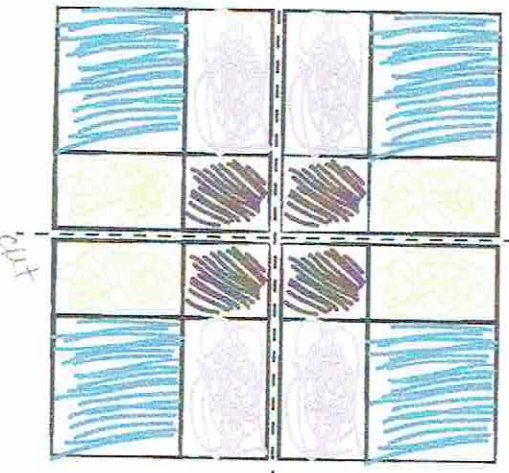

- 5 1/2" x 5" squares

A charm pack consisting of 6 - 7 different fabrics including plain

1 metre plain for backing

15cm's (2 and a half" wide for binding)

1 metre wadding



1. Arrange squares into 6 blocks of 9 squares - 54 squares.

Try to make the arrangement different for each block and use the plainest square in the centre.

2. Sew the blocks together using quarter" seams.

This is important as it will affect the finished size of the quilt.

3. Press the blocks then cut each block into 4 squares.

You will have 24 squares.

Re-arrange the 24 squares into a pleasing grid measuring 6 squares down and 4 squares across.

Machine the squares together using quarter" seams to make the quilt top. The pattern will be A symmetrical (not even).